

















15" Felge	Zoll	ET	Teilenummer	Gewicht	Bild
Telefondesign	6	36	911.361.023.46	?.? kg	
	6	52	944.362.102.00	7.1 kg	
	7	23	951.362.104.00	?.? kg	
	7	52	944.362.104.00	7.0 kg	
Fuchs	6	36	911.331.020.10	?.? kg	
	7	23	911.361.020.01	4.8 kg	
	7	23	911.361.020.41	6.0 kg	
	7	49	901.361.012.05	?.? kg	
	8	11	911.361.020.42	6.6 kg	
	9	3	911.331.012.05	5.8 kg	
Hackmesser	5.5	42	901.361.017.00	4.3 kg	
	6	36	911.361.023.44	6.5 kg	
	7	23	911.361.023.54	6.9 kg	




16" Felge	Zoll	ET	Teilenummer	Gewicht	Bild
Design 90	6	52	964.362.112.01	7.7 kg	
	7	55	964.362.114.01	8.5 kg	
	7.5 J	65	928.362.114.05	8.7 kg	
	8	52	964.362.116.01	9.9 kg	
	8	52,3	964.362.115.01	?.? kg	
	9	52	928.362.118.02	10.0 kg	
Telefondesign	6	52		?.? kg	
	7	23	951.362.114.00	8.4 kg	
	7	52	951.362.114.01	8.4 kg	
	7	65	928.361.016.00	?.? kg	
	8	23	951.362.116.00	9.1 kg	
	8	52	951.362.116.01	9.0 kg	
Telefon Cup Magnesium	8	52	951.362.116.11	7.6 kg	
	9	57	951.362.118.10	7.7 kg	
928 "WinterCult"	7	65	928.362.114.20	9.1 kg	
	8	52,3	928.362.116.20	10.0 kg	







Gullideckel geschmiedet (Fuchs)	6	52,3	944.362.113.00	?.? kg	
	7	65	928.361.021.05	8.4 kg	
	8	52,3	928.362.117.00	9.1 kg	
Turbo S (CS) geschmiedet (Fuchs)	7	65	951.362.115.30	8.2 kg	
	8	60	928.362.107	9.5 kg	
	9	60	928.362.119.30	9.4 kg	
Cup Schmalspeiche	6	52	944.362.112.00	?.? kg	
	7	55	944.362.114.00	7.5 kg	
	8	52	944.362.116.00	?.? kg	
	9	70	944.362.118.01	8.5 kg	
Cup Design 93 Winterrad	7	55	993.362.114.00	7.9 kg	
	8	70	993.362.116.01	8.2 kg	
	9	70	993.362.118.01	?.? kg	
Boxster	6	50		?.? kg	
	7	40		?.? kg	
Fuchs	6	36	911.361.020.43	? 7.7 kg	
	6	36	911.362.113.00	? 7.7 kg	
	7	23	951.362.115.00	6.4 kg	
	7	23	911.362.115.00*	6.4 kg	
	7	23	911.361.020.44*	6.4 kg	
	8	11	911.362.117.00	? 8.6 kg	
	8	11	911.361.020.45	? 8.6 kg	
	8	23	951.362.117.00	7.0 kg	
	9	15	911.361.012.05	7.5 kg	

*Vorsicht bei 944turbos: die 911.xxx.xxx.xx Fuchs passen nicht über die Vorderbremse!




17' Felge	Zoll	ET	Teilenummer	Gewicht	Bild
Cup 1 Detail	7	55	965.362.124.00	9.3 kg	
	7	55	965.362.124.01	9.3 kg	
	7.5 J	65	965.362.124.05	10.6 kg	
	8	52	965.362.126.00	10.0 kg	
	8	52	965.362.126.01	10.6 kg	
	9	55	965.362.128.00	11.8 kg	
	9.5 J	68	965.362.128.05	12.5 kg	
964 RS Cup 1 Magnesium Detail	7.5	55	965.362.124.15	8.5 kg	
	9	55	965.362.128.10	9.3 kg	






Cup 2	7	55	993.362.124.00	9.0 kg	
	7.5	63	993.362.124.05	9.4 kg	
	8	30	993.362.126.02	10.1 kg	
	8	52	993.362.126.00	9.36 kg	
	8	70	993.362.126.01	9.5 kg	
	9	55	993.362.128.00	10.15 kg	
	9	70	993.362.128.01	?? kg	
996 10-Spoke	7	50	996.362.124.01	8.2 kg	
	7	50 55	996.362.124.02	?? kg	
	9		996.362.128.02	9.5 kg	
Sport Classic (BBS)	7	55	993.362.124.51	8.8 kg	
	9	55	993.362.128.51	9.6 kg	
993 Targa	7	55		?? kg	
	9	55		?? kg	
996 Carrera 2	7	55	996.362.124.00	8.2 kg	
	8.5	50	996.362.126.05	?? kg	
	9	55	996.362.128.00	9.7 kg	
996 Carrera 4	7	55	996.362.124.01	9.55 kg	
	9	55	996.362.128.01	11.5 kg	
Dyno	7	55	986.	?? kg	
	8.5	50	986.	?? kg	
Boxster	7	55	986.	?? kg	
	8.5	50	986.	?? kg	
Boxster II	6.5	55	987.362.122.05	8.3 kg	
	8	40	987.362.126.00	9.0 kg	
Boxster III	7	55		?? kg	
	8.5	50		?? kg	




Boxster S	7 8.5	55 50	986.362.124.00 986.362.126.05	?? kg ?? kg	
Boxster S II	7 8.5	55 48	987. 987.	8.4 kg 9.5 kg	
Cayman	6.5 8	55 40	987.362.122.06 987.362.126.01	8.0 kg 9.1 kg	

18' Felge	Zoll	ET	Teilenummer	Gewicht	Bild
Carrera (BBS)	7.5	50	996.362.134	9.3 kg	
	8	50	996.362.136.07	9.3 kg	
	9	52	996.362.138	10.3 kg	
	10	65	996.362.140.07	10.3 kg	
Turbo II (Hohlspeiche) (BBS)	8	50	996.362.136.04	9.65 kg	
	11	45	996.362.142.03	11.9 kg	
	11	45	996.362.142.11	11.9 kg	
	11	45	996.362.142.32	12.3 kg	
Turbo I (Hohlspeiche) Detail	7.5	50	993.362.134.05	8.6 kg	
	8	52	993.362.136.00	8.9 kg	
	9	52	993.362.138.00	10.2 kg	
	10	40	993.362.140.00	11.4 kg	
	10	65	993.362.140.01	10.6 kg	
Turbo Look II (BBS)	8	50	996.362.136.01	11.9 kg	
	8	52	???	11.5 kg	
	8.5	40	996.362.136.31	12.7 kg	
	10	47	996.362.140.02	?? kg	
	10	65	996.362.140.04	13.0 kg	
	11	45	996.362.142.01	14.5 kg	
Turbo Look I Detail	7.5	50	993.362.134.06	11.3 kg	
	8	52	993.362.136.01	11.6 kg	
	9	52	993.362.138.01	13.2 kg	
	10	40	993.362.140.03	14.1 kg	
	10	65	993.362.140.04	13.3 kg	
SportTechno (Hohlspeiche) (BBS)	8	50	996.362.136.51	9.4 kg	
	10	47	996.362.140.52	10.5 kg	
	11	63	996.362.142.52	11.9 kg	

Sport Classic II (BBS)	7.5	50	993.362.134.55	9.9 kg	
	8	52	993.362.136.50	10.85 kg	
	9	52	993.362.138.50	10.8 kg	
	10	65	993.362.140.50	13.2 kg	
993 RS (Speedline)	8	52	993.362.136.81	12.5 kg	
	10	65	993.362.140.81	13.5 kg	
993 Cup Magnesium (Speedline)	8	52	993.362.????.??	9.8 kg	
	10	65	993.362.????.??	???.? kg	
993 GT2 (Speedline) Detail	9	34	993.362.138.81	10.3 kg	
	11	18	993.362.142.81	10.9 kg	
964 Turbo 3.6 / Cup 92 (Speedline) Detail	8	52	965.362.136.00	11.54 kg	
	9.5	47	965.362.138.05	?? kg	
	10	61	965.362.140.00	12.16 kg	
996 Cup (BBS)	?	??	???	?? kg	
	?	??	???	?? kg	
SportDesign (BBS)	7.5	50	996.362.134.55	11.4 kg	
	8	52	996.362.136.50	11.5 kg	
	9	52	996.362.138.50	12.2 kg	
	10	65	996.362.140.50	13.1 kg	
GT3 2004 (BBS)	8	50	996.362.136.02	?? kg	
	8.5	40	996.362.136.05	12.25 kg	
	11	63	996.362.142.04	13.6 kg	
	12	??	996.362.????.??	?? kg	
Boxster S (BBS)	8	57	987.362.136.00	9.7 kg	
	9	43	987.362.138.00	10.5 kg	
Boxster S II	8	57	987.362.???	?? kg	
	9	43	987.362.???	?? kg	
http://www.944racing.de/felgen/18-boxster-S-II.jpg					

Cayman S (BBS)	8 9	57 43	987.362.136.01 987.362.138.01	9.8 kg 10.5 kg	
Cayman S II	8 9	57 43		?.? kg ?.? kg	http://www.944racing.de/felgen/18-Cayman-S.jpg
Carrera III (BBS)	8 10	57 58		?.? kg ?.? kg	
Carrera IV	8 10.5 11			?.? kg ?.? kg	

19" Felge	Zoll	ET	Teilenummer	Gewicht	Bild
Carrera S (BBS)	8 9.5 11	57 46 67	997.362.156.01 997.362.158.05	10.1 kg 11.0 kg ?.? kg	
Carrera Classic (BBS)	8 9.5 11	57 46 67	997.362.156.03 997.362.158.06	10.4 kg 11.9 kg ?.? kg	
SportDesign (BBS)	8 9.5 11	57 46 67	997.362.156.04 997.362.158.07	10.9 kg 12.1 kg ?.? kg	
Carrera Sport (BBS)	8.5 10	55 42	997.362.156.55 997.362.160.50	10.6 kg 12.4 kg	
997 GT3 (Ronald???)	8.5 12	53 51	997. 997.	11.4 kg 14.5 kg	 http://www.944racing.de/felgen/19-Carrera-Sport.jpg

997 Turbo	8 8.5 9.5 11	55 51	997. 997.362.156.05 997. 997.362.162.02	?.? kg ?.? kg ?.? kg ?.? kg	
Carrera S II (BBS)	8 9.5 11	57 46 67	997.362.157.01 997.362.159.05 997.	9.8 kg 10.6 kg ?.? kg	
Boxster Spyder (BBS)	8.5 10	55 42	987.362.157.05 987.362.161.00	9.7 kg 10.6 kg	 http://www.944racing.de/felgen/gt3-2.jpg http://www.944racing.de/felgen/19-carrera-s-II.jpg
RS Spyder (Zentralverschluss)	8.5 11	56 51		10.65 kg 12.2 kg	