

Main wiring diagram—Cabriolet 1987-1989

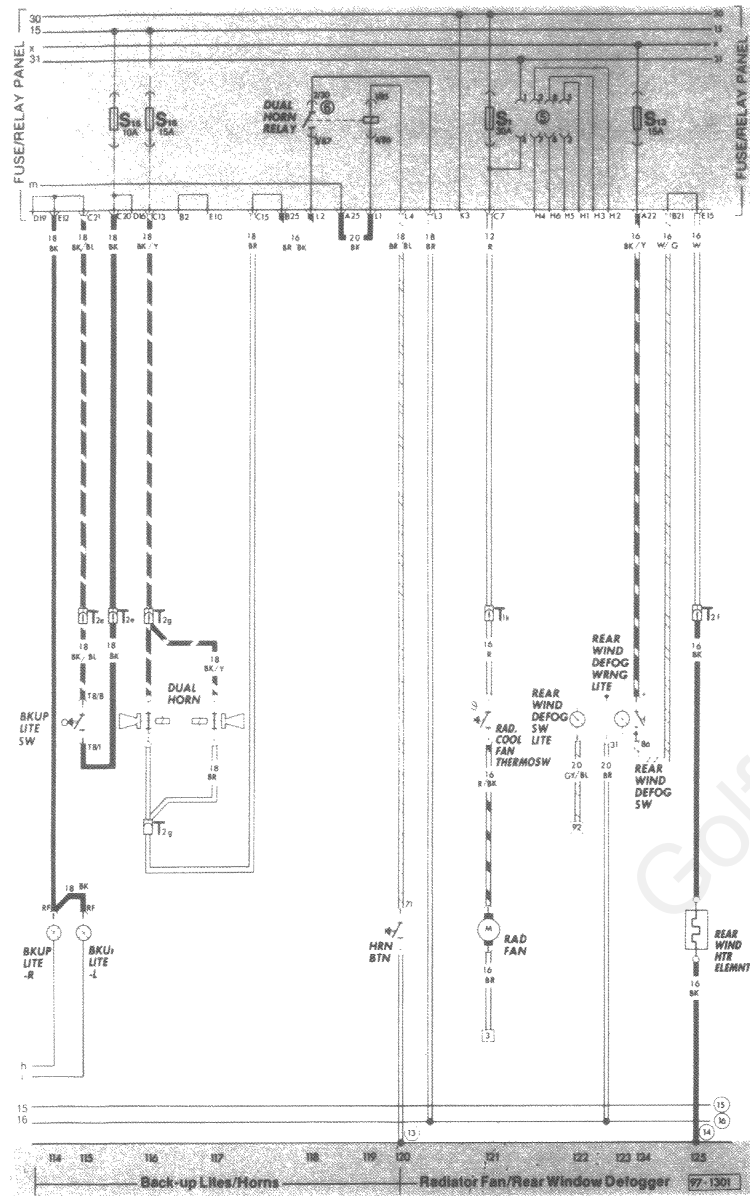
page 1 of 8

Description	Current track	Description	Current track	Description	Current track
2-way idle speed boost valve	14	Idle boost control unit	13,14	Windshield wiper motor	120,121
Alternator	1,2	Ignition coil	9-12	Windshield-wiper intermittent switch	122,123
Alternator warning lite	42	Ignition control unit	6-10		
Auxiliary air regulator	25	Ignition distributor	10-12		
Back-up lite switch	102	Ignition/starter switch	32-34	Wire connectors	
Back-up lite, left	101	Instrument panel lite	49	T1a — single, near battery	
Back-up lite, right	100	Instrument panel lite dimmer switch	70	T1b — single, behind relay panel plate	
Battery	3	Interior lite, front	58,59	T1c — single, near ignition coil	
Brake and parking brake indicator lite	65	License plate lite	83,84	T1d — single, near brake booster	
Brake fluid level warning contact	66	Lite switch	67-70	T1f — single, behind relay panel plate	
Brake lite switch	112	Load reduction relay	67-69	T1g — single, under fuse/relay panel	
Brake lite, left	113	Luggage compartment lite	85	T1h — single, under fuse/relay panel	
Brake lite, right	114	Luggage compartment lite switch	85	T1i — single, behind dash, center	
Cigarette lighter lite	72	OXS control unit	15-18	T1k — single, under fuse/relay panel	
Clock lite	48	OXS Elapsed mileage counter	51,52	T1l — single, under fuse/relay panel	
Cold start valve	29	OXS elapsed mileage indicator	50	T1m — single, under fuse/relay panel	
Control pressure regulator	26	OXS frequency valve	18	T1n — single, in luggage compartment, left	
Coolant overheat warning lite	46	OXS thermostat	16	T1p — single, near right headlight	
Coolant temperature gauge	45	Oxygen sensor	17	T1q — single, near right headlight	
Coolant temperature sending unit	55	Parking brake warning lite switch	64	T1r — single, near left headlight	
Digital clock	47	Parking lite, left	98	T1s — single, in luggage compartment, left	
Door contact switch, left front	60,61	Parking lite, right	95	T2a — double, behind dash, right	
Door contact switch, right front	59	Radiator cooling fan	132	T2b — double, under fuse/relay panel	
Emergency flasher relay	104,105	Radiator cooling fan thermostwitch	132	T2c — double, near ignition coil	
Emergency flasher switch	103-107	Rear window defogger indicator lite	134	T2d — double, behind dash, center	
Emergency flasher warning lite	107	Rear window defogger switch	133-135	T2e — double, in engine compartment, left	
Engine oil pressure control unit	38,39	Rear window defogger switch lite	133	T2f — double, in eng. compart., left	
Engine oil pressure gauge	78,79	Rear window heater element	136	T2g — double, in eng. compart., left	
Engine oil pressure gauge lite	80	Refrigerator 12V connector	74	T2h — double, in eng. compart., left	
Engine oil pressure sensor	78	Safety belt switch, left	62	T2k — double, behind relay panel plate	
Engine oil pressure switch (0.3 bar)	53	Seat belt warning lite.	63	T2l — double, in rear decklid, left	
Engine oil pressure switch (1.8 bar)	54	Seat belt warning relay	61-63	T2m — double, in engine compartment, left	
Engine oil pressure warning lite	40	Sidemarkers, front	94,99	T3a — three-point, under fuse/relay panel	
Engine oil temperature gauge	75,76	Spark plug connectors	10-12	T3b — three-point, behind dash, center	
Engine oil temperature gauge lite	77	Spark plugs	10-12	T3c — three-point, under inst. panel middle	
Engine oil temperature sensor	75	Starter	4,5	T3d — three-point, near right headlight	
Fresh air blower series resistance	116,117	Tachometer	37	T3e — three-point, near left headlight	
Fresh air control lever lite	71	Tail lite, left	97	T6 — 6 point, on instrument cluster	
Fresh air fan	118	Tail lite, right	96		
Fresh air fan switch	116-118	Thermo time switch	27,28	Ground connections	
Fuel enrichment switch	15	Transfer fuel pump	24	(24) — on cold starting valve	
Fuel gauge	44	Turn signal indicator lite	43	(30) — beside relay plate	
Fuel gauge sending unit	23	Turn signal lite, left front	108	(42) — beside steering column	
Fuel injection power supply relay	17-19	Turn signal lite, left rear	109	(50) — luggage compartment, left	
Fuel pump	22	Turn signal lite, right front	110	(51) — luggage compartment, right	
Fuel pump relay	19-21	Turn signal lite, right rear	111	(81) — in dashboard wiring harness	
Hall generator	7,8	Turn signal switch	105	(82) — -1- in wiring harness, front/left	
Headlite dimmer/flasher switch	86,87	Up-shift Indicator lite	36	(108) — -2- in wiring harness, front/left	
Headlite high beam warning lite	41	Up-shift indicator control unit	36-38		
Headlite switch lite	115	Upshift switch, transmission	56	Plus connections	
Headlite, left	88,91	Upshift switch, vacuum	57	(A4) — (58b), in dashboard wiring harness	
Headlite, right	89,92	Voltage regulator	1,2		
High-beam headlite, left	90	Voltage stabilizer	44		
High-beam headlite, right	93	Voltmeter	81		
Hi-mounted brake lite	112	Voltmeter lite	82		
Horn button	131	Washer/wiper intermittent relay	122,123		
Horn relay	128-130	Windshield washer pump	124		
Horns	125,126				
Hot pulse relay	30,31				

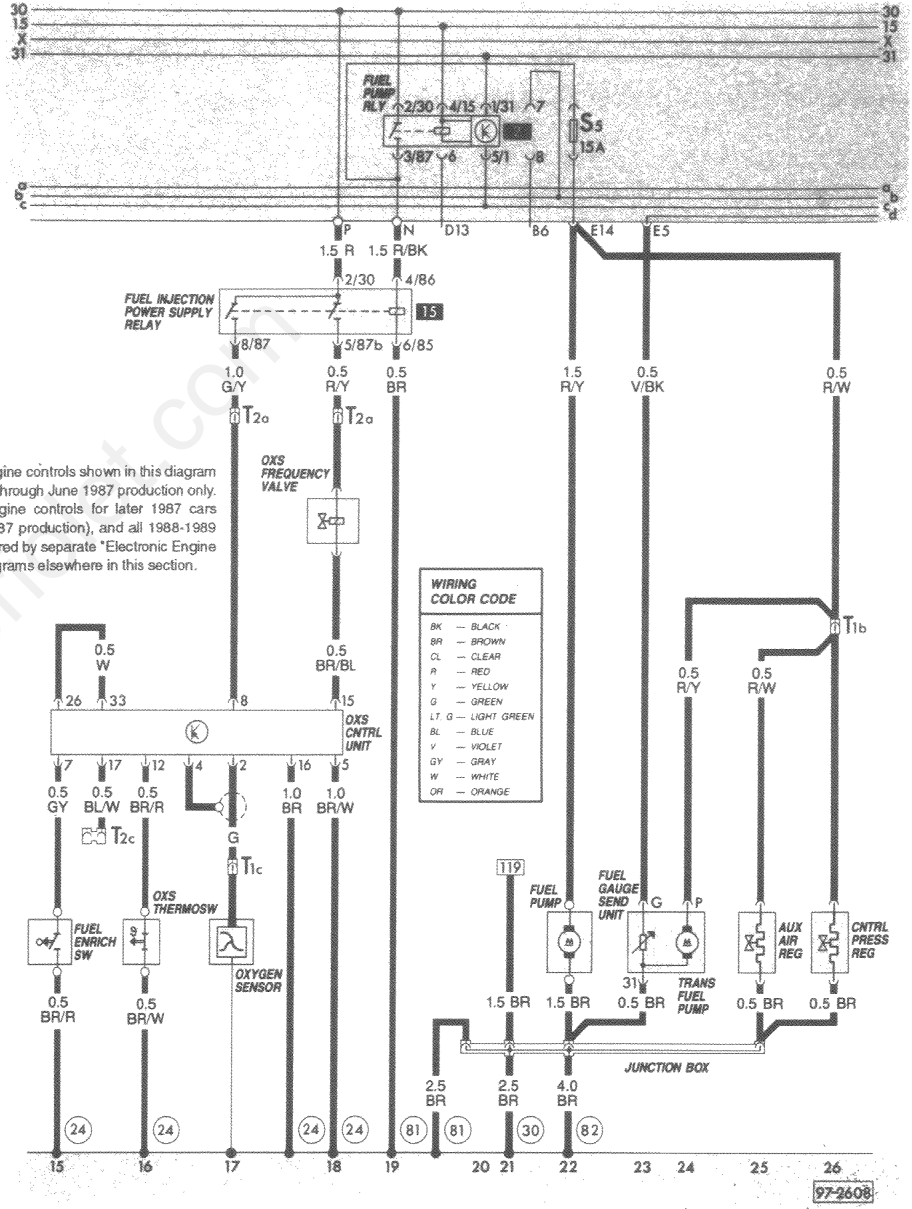
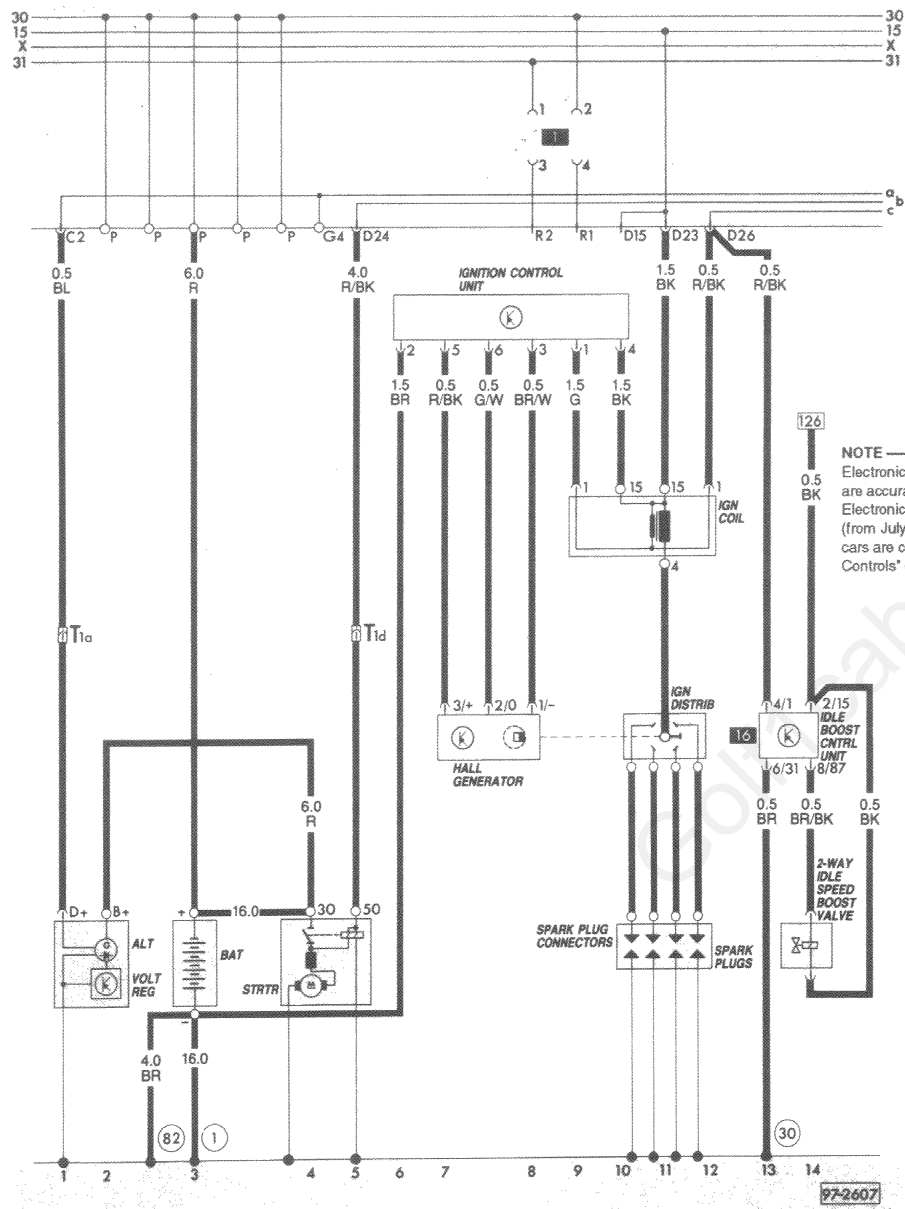
NOTE —

Electronic engine controls shown in this diagram are accurate through June 1987 production only. Electronic engine controls for later 1987 cars (from July 1987 production), and all 1988-1989 cars are covered by separate "Electronic Engine Controls" diagrams elsewhere in this section.

Main wiring diagram – Cabriolet 1985, 1986
page 5 of 5

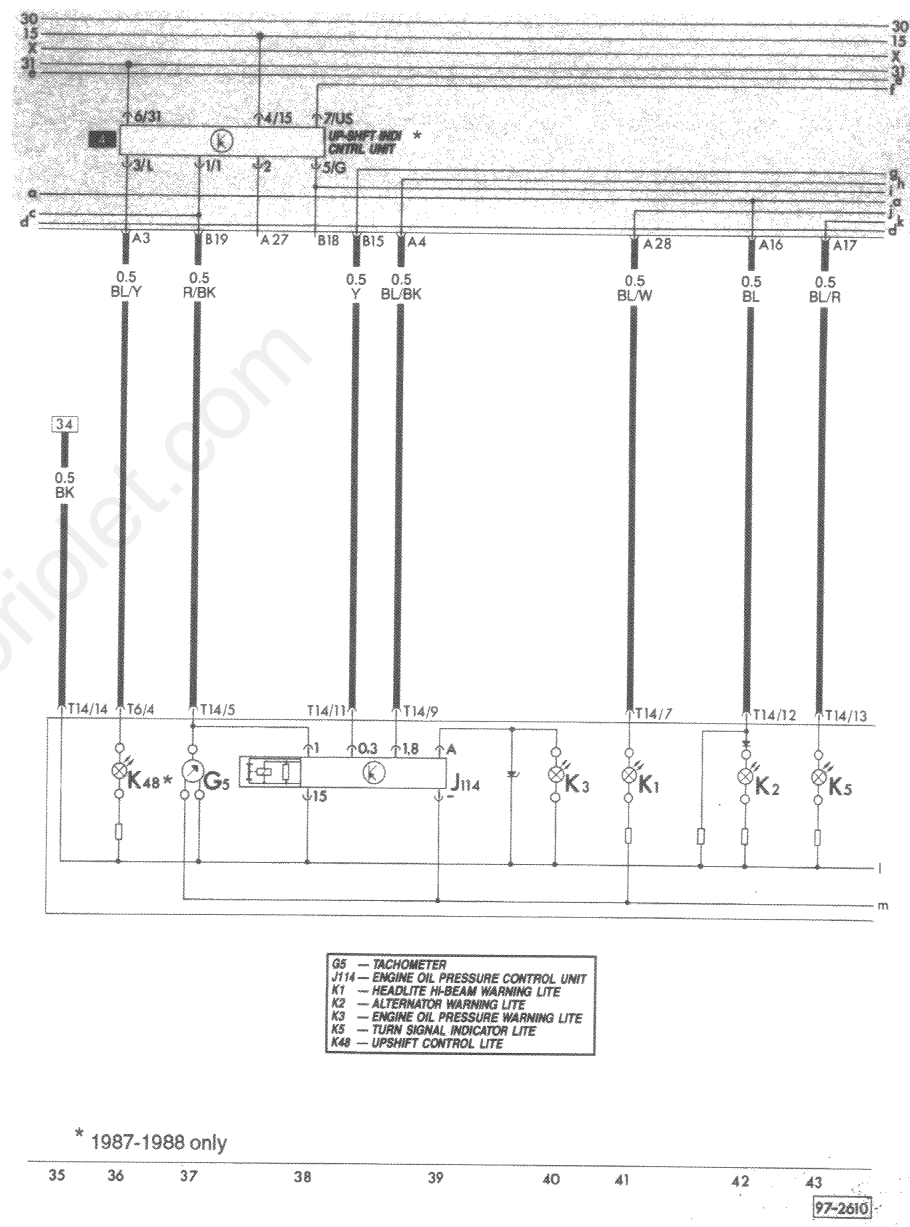
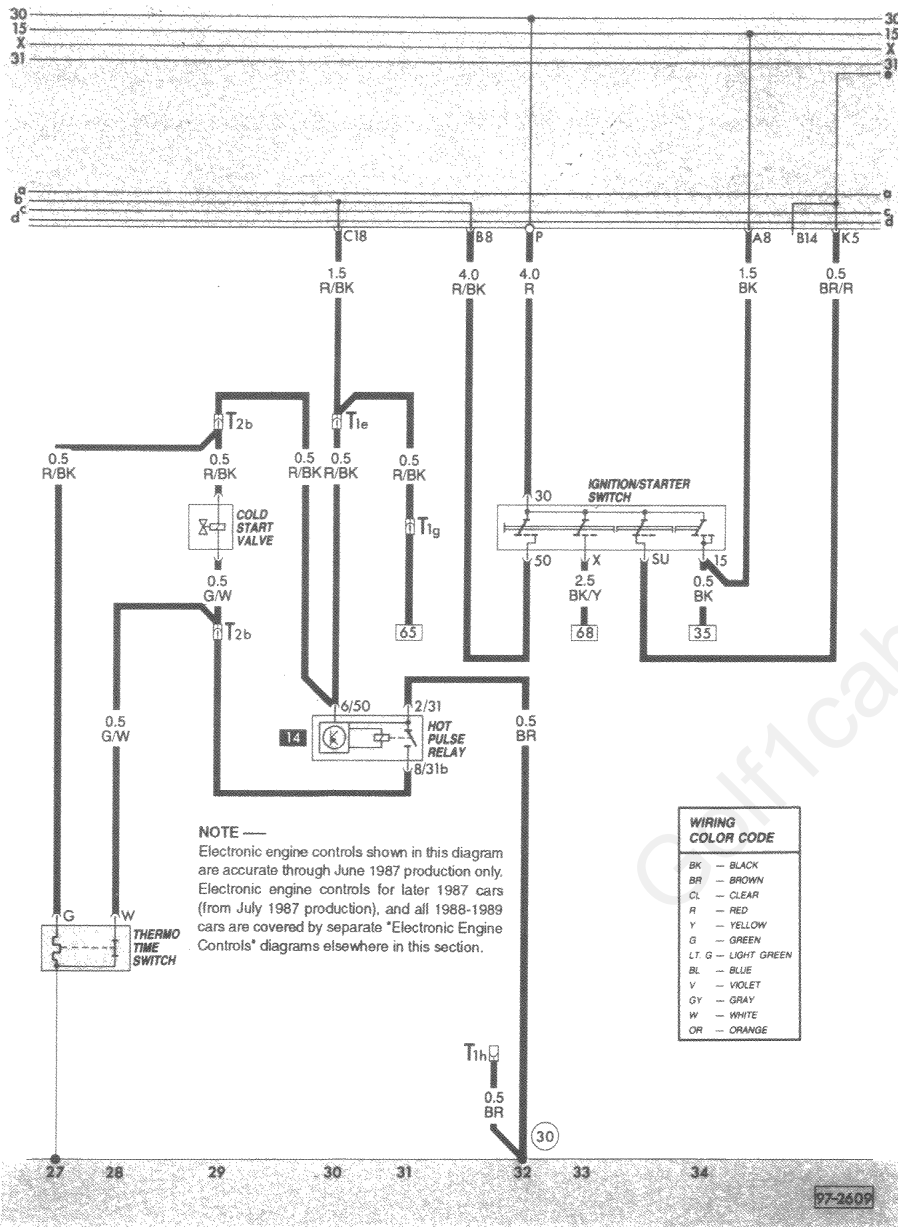


Main wiring diagram – Cabriolet 1987-1989
 page 2 of 8



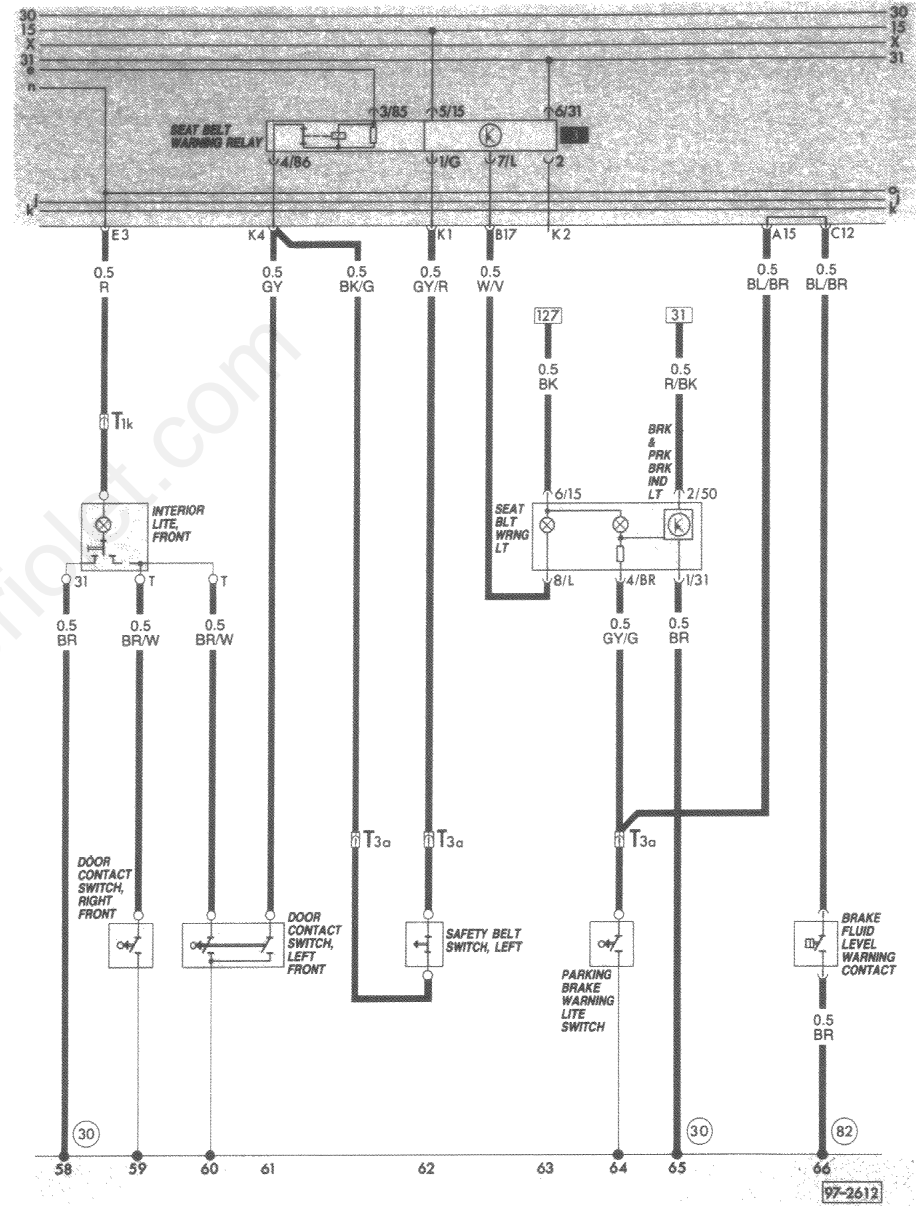
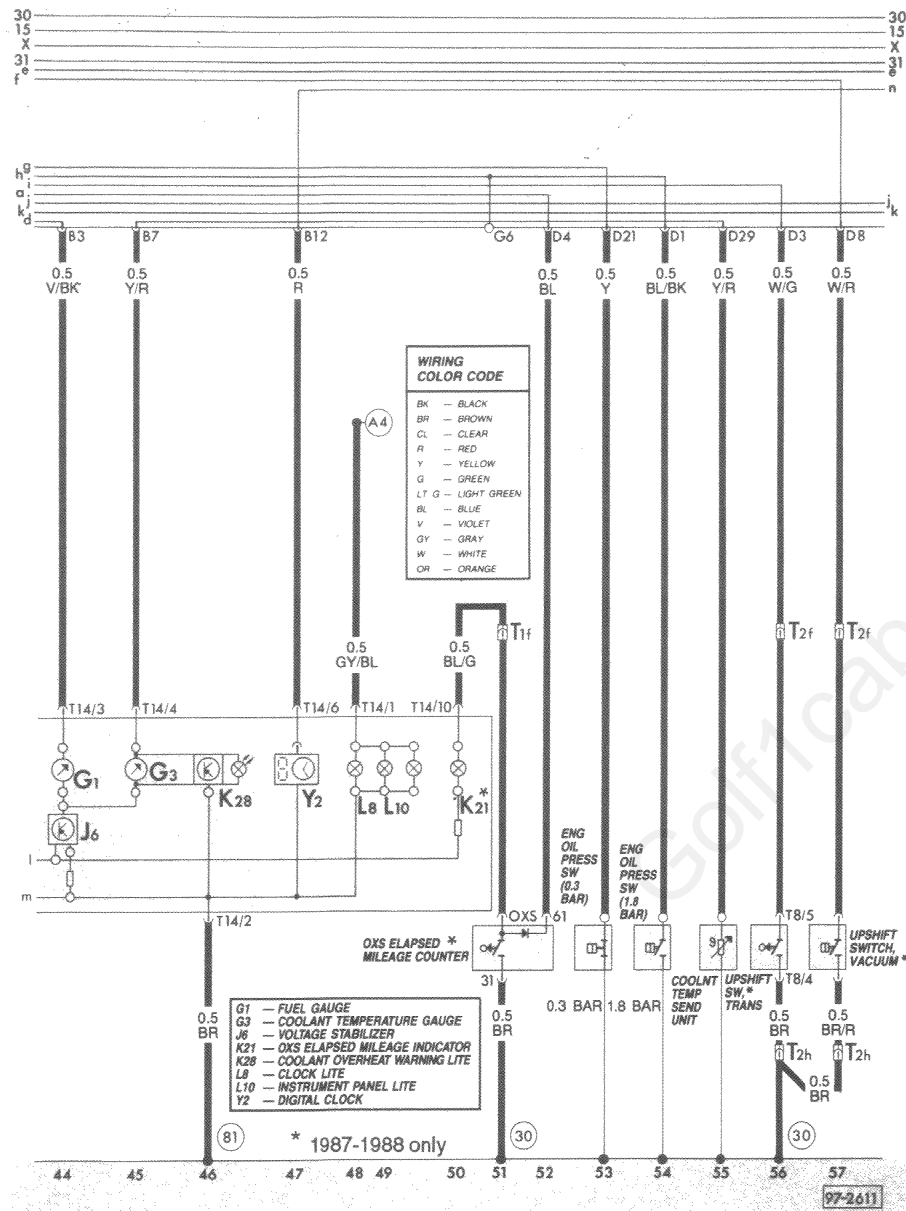
Main wiring diagram – Cabriolet 1987-1989

page 3 of 8

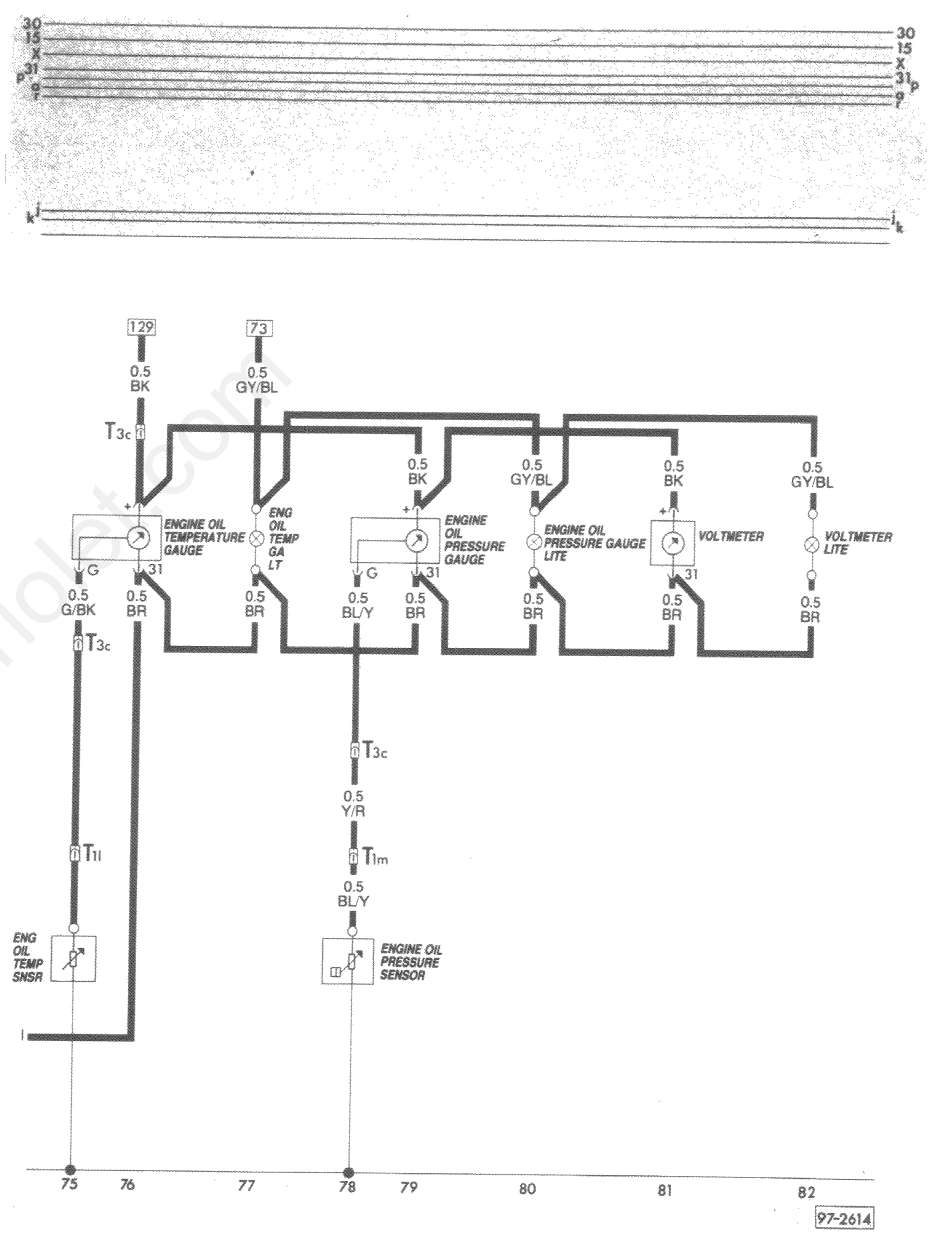
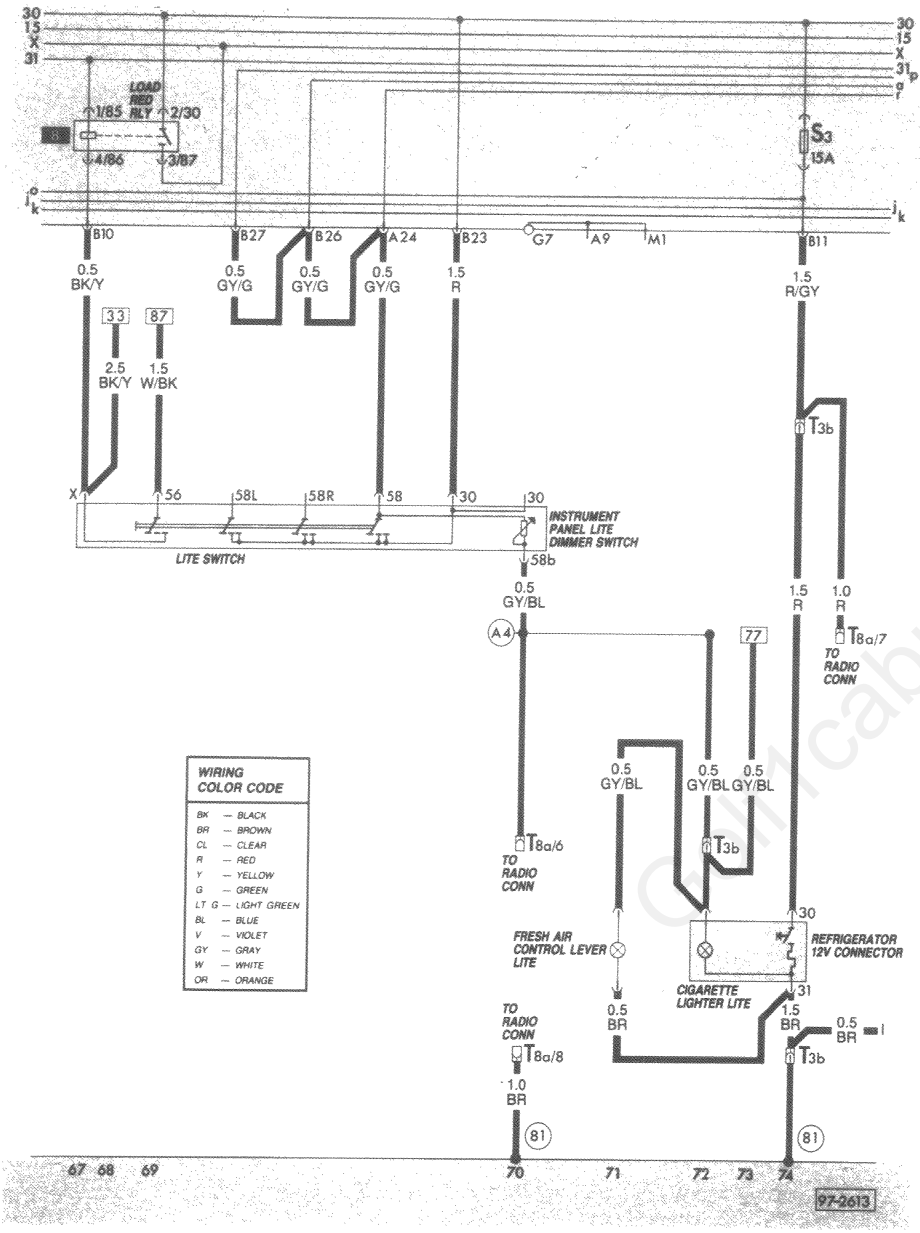


Main wiring diagram – Cabriolet 1987-1989

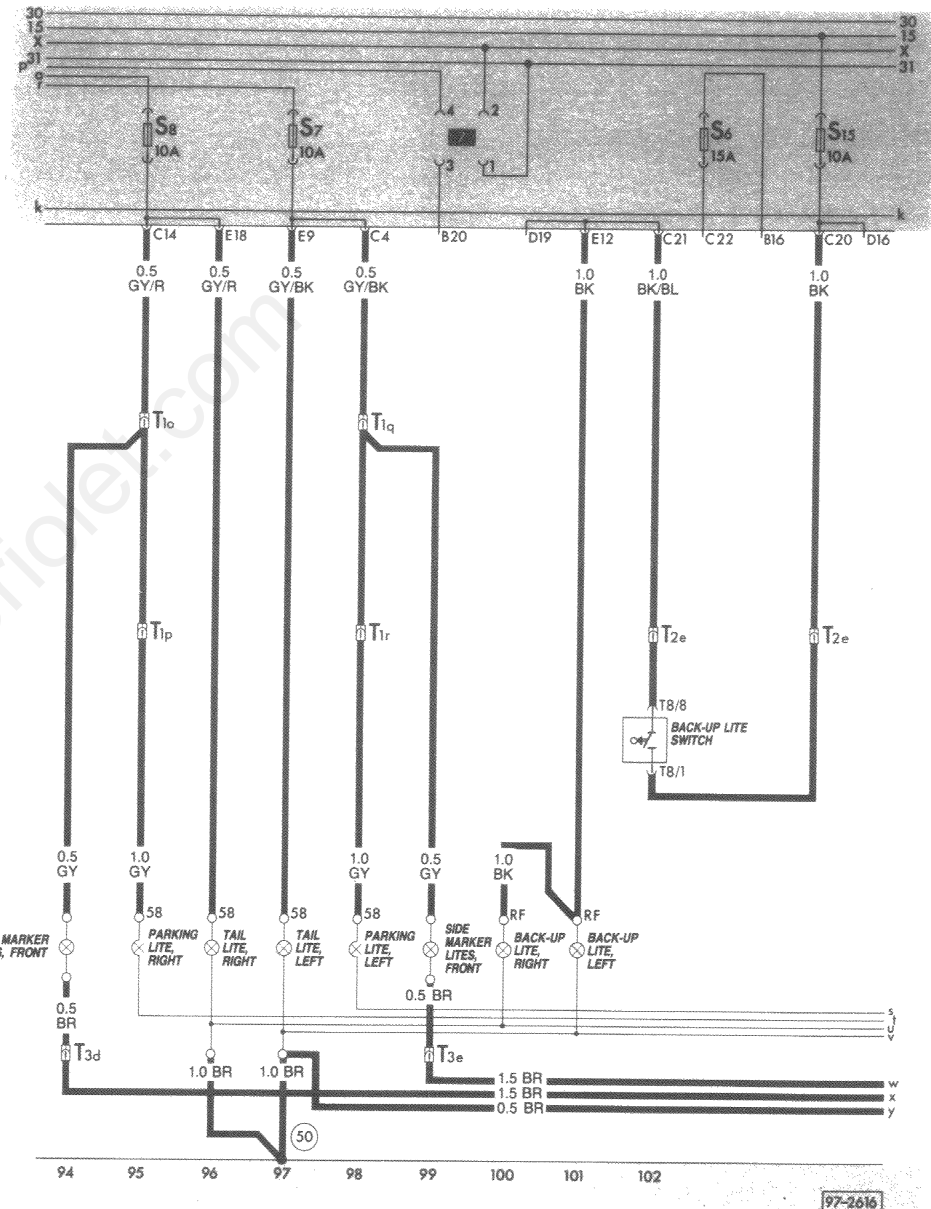
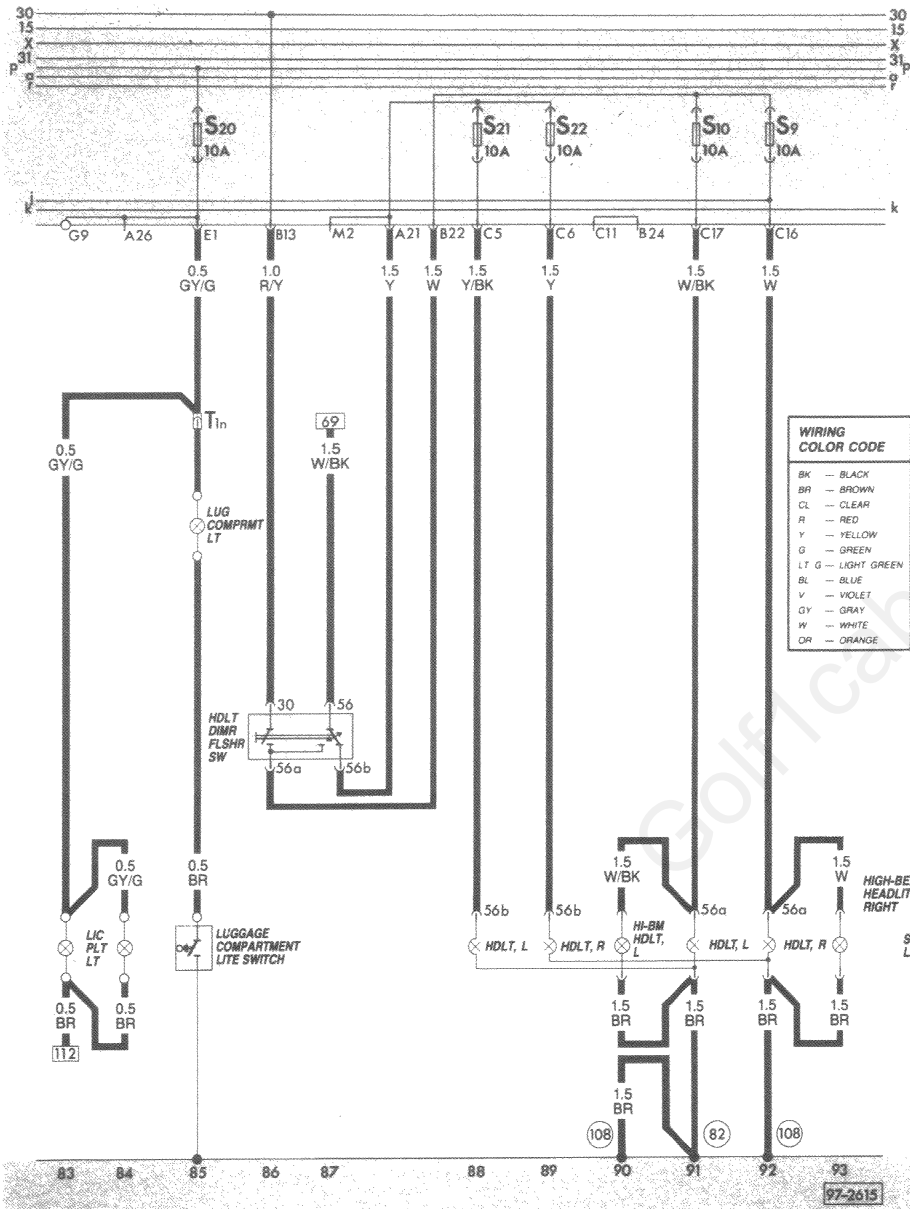
page 4 of 8



Main wiring diagram – Cabriolet 1987-1989
 page 5 of 8

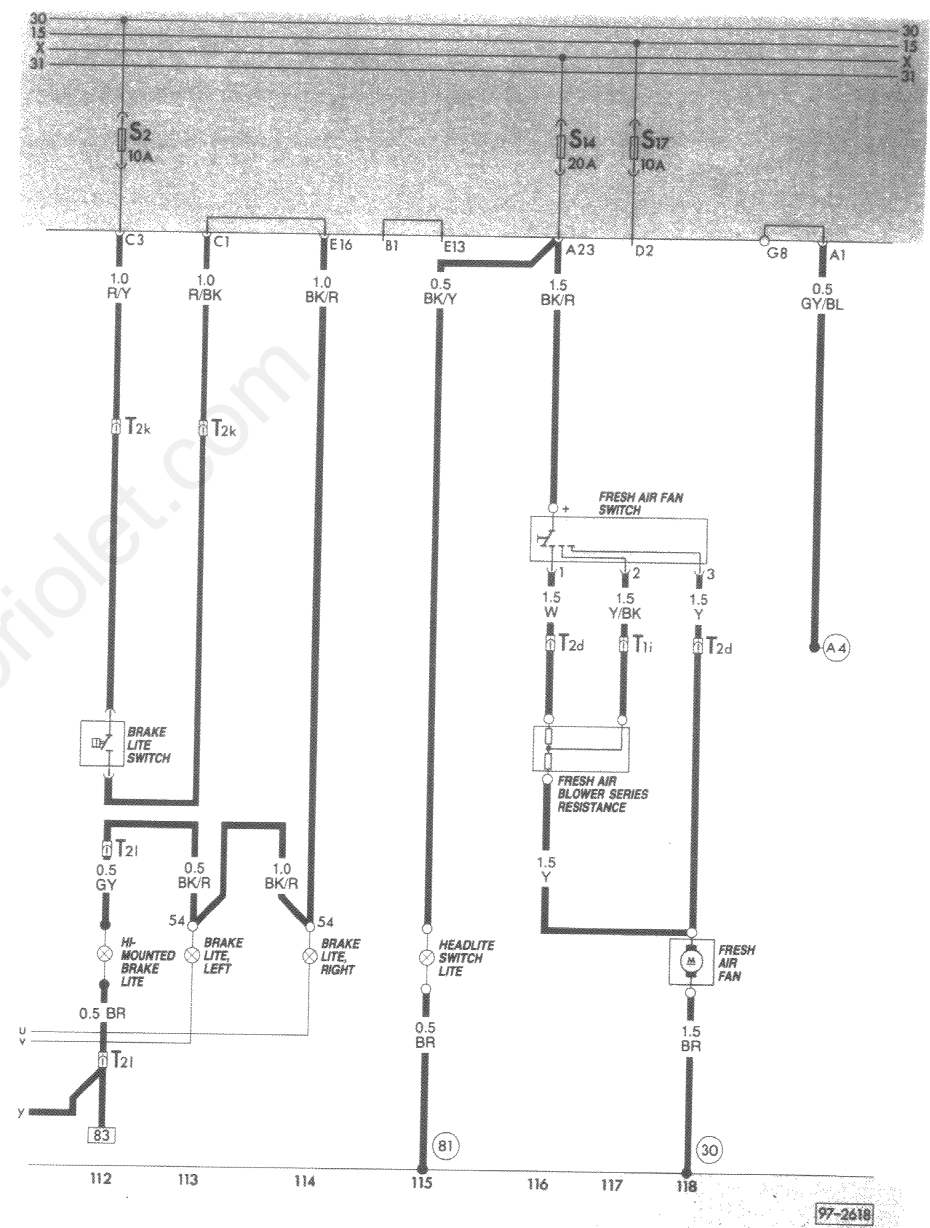
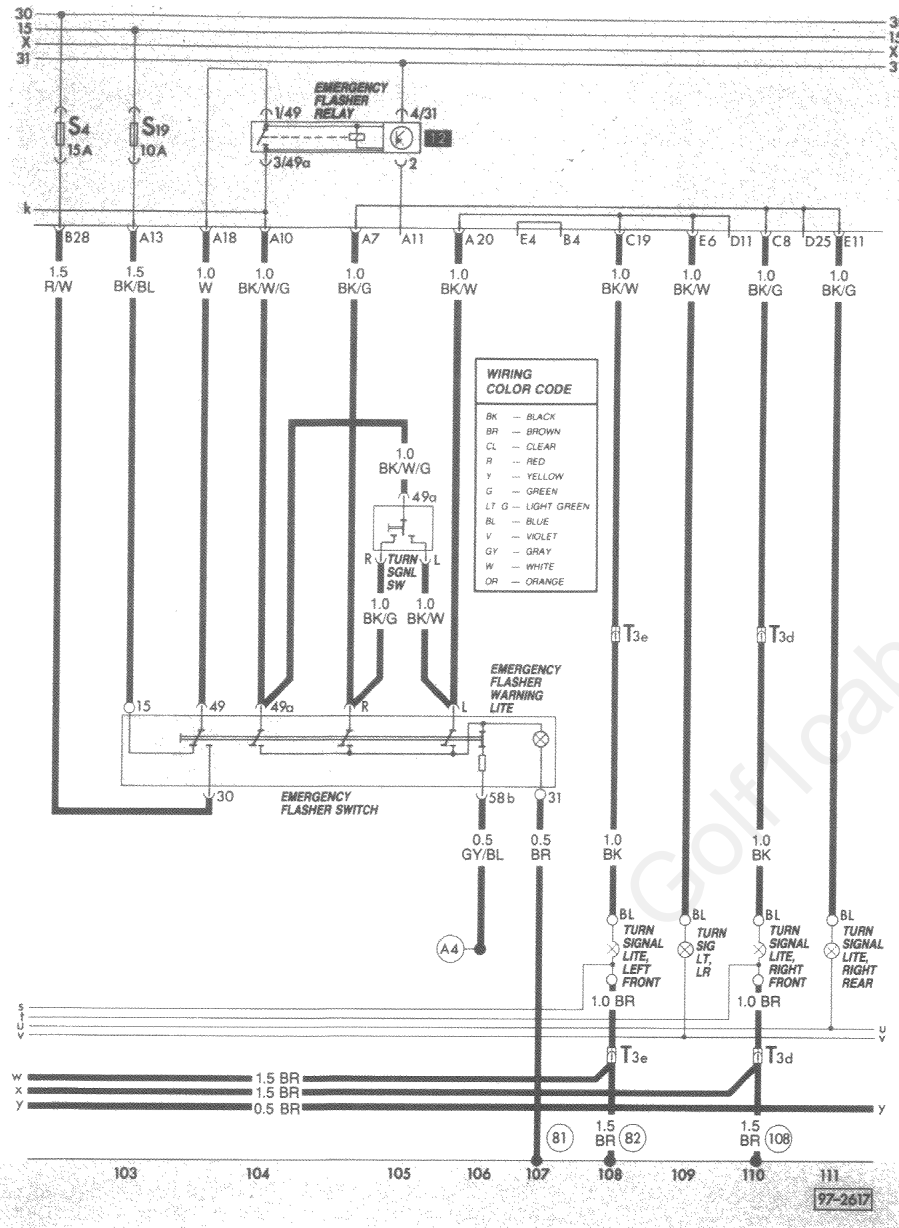


Main wiring diagram – Cabriolet 1987-1989
 page 6 of 8



Main wiring diagram – Cabriolet 1987-1989

page 7 of 8



Main wiring diagram – Cabriolet 1987-1989

page 8 of 8

